



# JSB-A12-60 (12V60Ah)



JSB-A12-60 is a general purpose battery with 10 years floating design life, meet with IEC, JIS .BS and Eurobat standard. With heavy duty grid, thickness plates, special additives, JSB-A series battery have long and reliable standby service life. Our JSB-A series batteries keep high consistent for better performance in series usage.

## Specification

Cells Per Unit	6
Voltage Per Unit	12
Capacity	60Ah@10hr-rate to 1.75V per cell @25°C
Weight	Approx. 20.5 Kg
Max. Discharge Current	600A (5 sec)
Internal Resistance	Approx. 6 mΩ
Operating Temperature Range	Discharge: -20°C~60°C Charge: 0°C~50°C Storage: -20°C~60°C
Normal Operating Temperature Range	25°C±5°C
Float charging Voltage	13.6 to 13.8 VDC/unit Average at 25°C
Recommended Maximum Charging Current Limit	18.0 A
Equalization and Cycle Service	14.6 to 14.8 VDC/unit Average at 25°C
Self Discharge	JALPOWER batteries can be stored for more than 6 months at 25°C. Self-discharge ratio less than 3% per month at 25°C. Please charge batteries before using.
Terminal	Terminal F15
Container Material	A.B.S. (UL94-HB), Flammability resistance of UL94-V1 can be available upon request.



MH2839



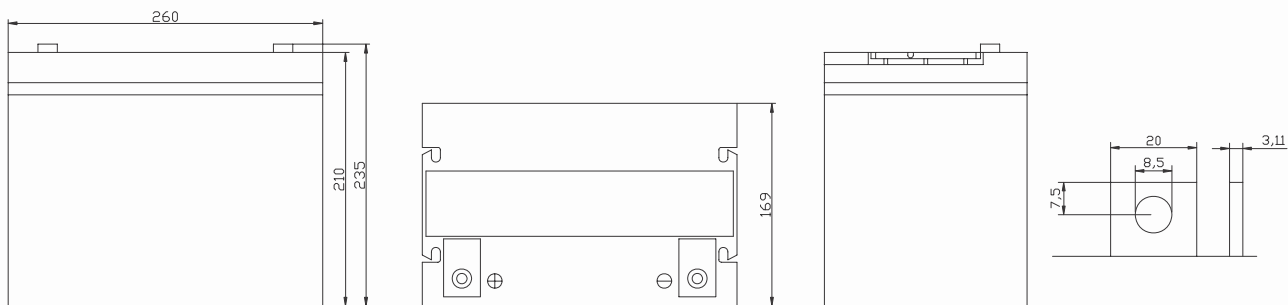
G4M20206-0910-E-16



ISO9001:2000 Certificate

## Dimensions

Unit: mm Dimension: 260(L)×169(W)×235(H)



### Constant Current Discharge Characteristics: A (25°C)

F.V/Time	5MIN	10MIN	15MIN	30MIN	1HR	2HR	3HR	4HR	5HR	8HR	10HR	20HR
9.60V	209.66	154.37	112.32	69.000	39.000	21.785	15.660	12.960	10.608	7.4531	6.3018	3.3327
10.0V	203.60	146.88	110.02	67.860	38.820	21.622	15.600	12.900	10.546	7.3925	6.2412	3.2721
10.2V	197.57	141.70	108.29	67.260	38.460	21.458	15.480	12.840	10.483	7.3319	6.1806	3.2115
10.5V	177.41	130.75	103.10	65.580	38.100	21.294	15.420	12.720	10.3584	7.2713	6.1200	3.1509
10.8V	160.13	119.23	95.040	62.700	37.200	20.912	15.000	12.420	10.1712	7.1501	6.0594	3.0903
11.1V	139.39	106.56	85.248	58.740	35.340	19.984	14.340	11.820	9.7344	6.8471	5.8776	2.9085

### Constant Power Discharge Characteristics: W(25°C)

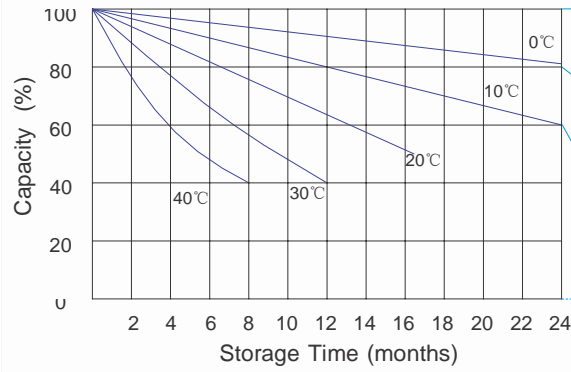
F.V/Time	5MIN	10MIN	15MIN	30MIN	1HR	2HR	3HR	4HR	5HR	8HR	10HR	20HR
9.60V	2199.0	1641.5	1208.6	739.75	446.04	250.61	180.72	149.76	122.80	86.485	70.860	37.429
10.0V	2140.2	1567.9	1183.5	730.51	443.88	249.63	180.36	149.40	122.05	86.122	70.133	37.065
10.2V	2075.8	1515.6	1167.4	721.96	440.64	247.34	179.28	148.68	121.68	85.395	69.770	36.702
10.5V	1869.2	1400.5	1113.2	705.55	436.32	245.04	178.20	147.60	120.56	84.668	69.043	36.338
10.8V	1681.4	1271.6	1022.8	673.40	425.52	241.44	173.88	143.64	118.68	82.852	68.316	35.975
11.1V	1451.4	1129.3	913.33	630.99	403.20	230.30	165.24	136.80	112.69	79.944	66.136	34.521

All mentioned values are average values.

### Effect of temperature on long term float life



### Storage characteristic



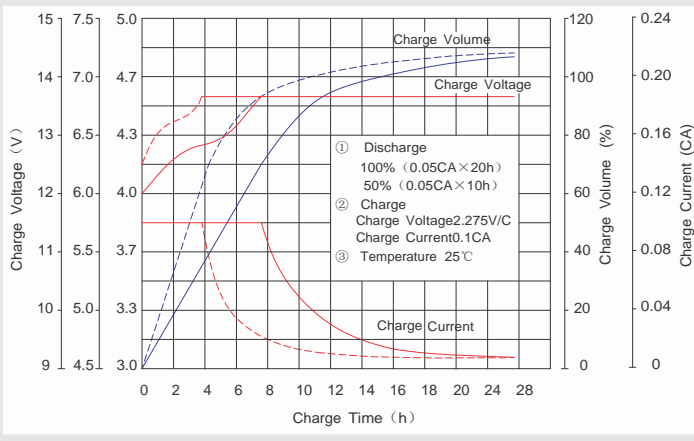
Supplementary charge required (Carry out supplementary charge requires)

Supplementary charge required  
This supplementary charge will help to recover the capacity and should be made as early as possible.

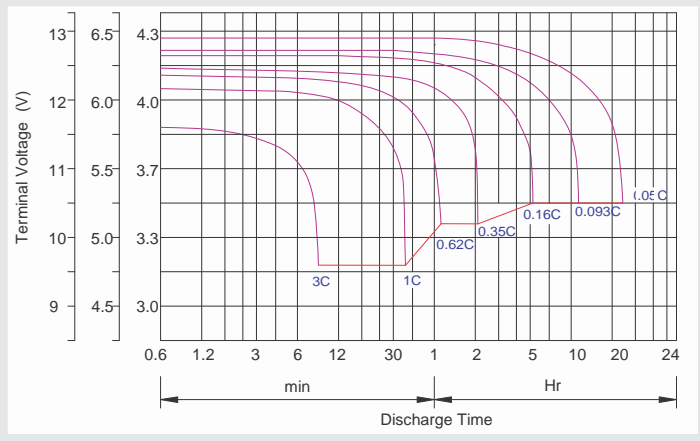
Supplementary charge may often fail to recover the capacity. The battery should never be left

Supplementary charge and storage guidelines

### Charge characteristic Curve for standby use



### Discharge characteristic Curve



### Capacity Factors With Different Temperature

Battery Type		-20°C	-10°C	0°C	5°C	10°C	20°C	25°C	30°C	40°C	45°C
GEL Battery	6V&12V	50%	70%	83%	85%	90%	98%	100%	102%	104%	105%
	2V	60%	75%	85%	88%	92%	99%	100%	103%	105%	106%
AGM Battery	6V&12V	46%	66%	76%	83%	90%	98%	100%	103%	107%	109%
	2V	55%	70%	80%	85%	92%	99%	100%	104%	108%	110%

### Discharge Current VS. Discharge Voltage

Final Discharge Voltage V/cell	1.75V	1.70V	1.60V
Discharge Current (A)	(A) ≤ 0.2C	0.2C < (A) < 1.0C	(A) ≥ 1.0C

### Maintenance & Cautions

<b>Float Service:</b>
※ Every month, recommend inspection every battery voltage.
※ Every three months, recommend equalization charge for one time.
Equalization charge method:
Discharge: 100% rate capacity discharge.
Charge: Max. current 0.3CA, constant voltage 2.4-2.45V/Cell charge 24h.
※ Effect of temperature on float charge voltage: -3mV/°C/Cell.
※ Length of service life will be directly affected by the number of discharge cycles, depth of discharge, ambient temperature and charging voltage.

**Charge the batteries at least once every six months, if they are stored at 25°C.**

Charging Method:

Constant Voltage	-0.2Cx2h+2.4-2.45V/cellx24h, Max. Current 0.3CA
Constant Current	-0.2Cx2h+0.1CAx 12h
Fast	-0.2Cx2h+0.3CAx4.0h